




TransRockies Challenge VII

August 10th - 16th, 2008

Overall Results - Official

100+ Open Gender

#	Plate	Team	Team Members					Overall Time	
			Stage 1	Stage 2	Stage 3	Stage 4	Stage 5	Stage 6	Stage 7
<u>1</u>	702	This2ShallPass	DAVIDSON, Les	CAN / HUDEMA, Tim	CAN	21:00:25			
	1.	5:09:13.20	1. 7:57:19.28	1. 3:36:33.57	1. 6:29:17.24	2. 05:45:21.1			
<u>2</u>	706	PB Inc.	LOUBSER, Pierre	RSA / CRONJE, Ben	RSA	22:10:39			
	4.	5:52:31.60	4. 8:24:11.62	4. 4:09:48.50	2. 6:36:41.68	1. 05:31:38.0			
<u>3</u>	708	Team Alliance	BANDURA, Jeff	CAN / NAKANO, Bart	CAN	23:15:20			
	6.	6:06:04.90	5. 8:38:55.01	3. 4:04:48.26	3. 6:53:46.53	3. 06:10:40.5			
<u>4</u>	703	Tough Lumber	PELLETIER, Gary	CAN / MCALLISTER, Dale	CAN	23:40:31			
	2.	5:29:12.60	2. 8:10:21.35	2. 4:02:48.26	6. 7:34:48.23	4. 06:33:42.6			
<u>5</u>	714	Cliffhangers	MEAGHER, Mike	CAN / FROEHLER, Garry	CAN	23:47:36			
	3.	5:35:33.60	3. 8:18:25.62	6. 4:22:10.06	5. 7:14:55.60	5. 06:34:56.7			
<u>6</u>	704	Recycled	COLLINS, Tom	CAN / LLOYD, Todd	CAN	24:01:33			
	5.	6:02:00.80	6. 9:20:42.78	5. 4:15:44.12	4. 7:07:57.60	6. 06:35:51.3			
<u>7</u>	705	Team In-Sport	NELSON, Dana	CAN / PLAMONDON, Richard	CAN	27:00:47			
	7.	6:37:33.10	8. 9:46:35.45	7. 4:54:52.33	8. 8:06:24.78	8. 07:21:56.9			
<u>8</u>	709	TBA Staples	STAPLES, Robert	CAN / GILLETTE, John	CAN	27:05:06			
	8.	6:43:38.60	7. 9:41:34.62	8. 4:56:55.56	7. 8:06:09.19	7. 07:18:23.4			
<u>9</u>	707	Woodbury	WOODBURY, Richard	USA / WOODBURY, Laurie	USA	39:10:15			
	9.	9:00:00.00	9. 12:00:00.0	9. 9:00:00.00	9. 12:00:00.0	9. 09:10:15.6			

Official results brought to you by  www.findmespot.com



For more information, visit www.transrockies.com

OFFICIAL TIMING AND RESULTS BY RACE MANAGEMENT TEAM

Posting Time: 8/14/2008 6:11:36 PM

Overall 1




TransRockies Challenge VII

August 10th - 16th, 2008

Overall Results - Official

80+ Men

#	Plate	Team	Team Members					Overall Time	
			Stage 1	Stage 2	Stage 3	Stage 4	Stage 5	Stage 6	Stage 7
<u>1</u>	460	Wobblenaught Precision Bike Fi	GOULD, Jon 1. 3:57:44.90	3. 6:36:36.72	USA / BUTTERFIELD, Ryon 2. 2:52:21.28	USA 3. 5:27:46.78	USA 2. 04:32:01.5	16:49:54	
<u>2</u>	456	Czechmasters	SPOLC, Milan 5. 4:19:41.60	4. 6:44:43.69	CZE / KOPKA, Jan 3. 2:54:37.30	CZE 1. 5:25:46.35	CZE 1. 04:27:44.6	17:07:49	
<u>3</u>	471	Birkeland Bus Busters	REITEN, Oyvind Vaagla 4. 4:05:58.00	1. 6:27:57.66	NOR / BIRKELAND, Olav N 4. 3:04:14.10	NOR 2. 5:27:44.54	NOR 3. 04:46:13.8	17:24:10	
<u>4</u>	403	Deadgoat Racing	CLARK, Geoff 2. 4:00:36.50	6. 7:28:24.44	CAN / DOYLE, Pat 1. 2:50:01.33	CAN 5. 5:46:49.74	CAN 4. 04:53:13.0	17:30:40	
<u>5</u>	483	WORC Masters	SUTTON, Ian 9. 4:43:02.10	20. 7:49:47.49	IRL / COYNE, Paul 6. 3:15:50.05	IRL 7. 6:00:34.55	IRL 5. 05:01:12.8	19:00:39	
<u>6</u>	420	ETX Systems / Ascent Cycle	KRUSHEL, Rob 6. 4:32:36.30	26. 7:55:52.61	CAN / WIKENHEISER, Greg 8. 3:18:07.25	CAN 8. 6:04:30.81	CAN 9. 05:14:58.2	19:10:12	
<u>7</u>	410	Steed Cycles	RAMSDEN, John 7. 4:36:36.00	14. 7:45:12.35	CAN / LINDEN, Trevor 5. 3:12:31.60	CAN 11. 6:09:42.99	CAN 13. 05:22:02.1	19:20:52	
<u>8</u>	440	Fox Racing/Suters Auto	JAMES, Dennis 10. 4:43:24.50	23. 7:50:22.67	CAN / SUTER, Les 9. 3:19:08.85	CAN 18. 6:22:06.12	CAN 7. 05:09:50.0	19:34:29	
<u>9</u>	457	Pedal-Kona	NEWITT, Paul 14. 4:52:06.30	25. 7:52:20.33	CAN / LACHANCE, Ray 7. 3:17:46.87	CAN 15. 6:15:13.93	CAN 8. 05:12:53.8	19:38:00	

Official results brought to you by  www.findmespot.com



For more information, visit www.transrockies.com

OFFICIAL TIMING AND RESULTS BY RACE MANAGEMENT TEAM

Posting Time: 8/14/2008 6:11:37 PM

Overall




TransRockies Challenge VII

August 10th - 16th, 2008

Overall Results - Official

80+ Men

#	Plate	Team	Team Members					Overall Time		
			Stage 1	Stage 2	Stage 3	Stage 4	Stage 5	Stage 6	Stage 7	
10	484	Maxim Power Corp	MARINEAU, Dennis	CAN /	SIGOUIN, Dan	CAN	19:44:13			
	13.	4:48:00.00	27.	7:57:40.37	10.	3:26:46.26	12.	6:11:53.98	10.	05:17:33.4
11	458	Justbike	BROWN, Gary	CAN /	REED, Andy	GBR	19:46:50			
	3.	4:01:20.70	2.	6:35:14.60	59.	4:54:16.89	4.	5:46:47.57	6.	05:04:25.7
12	474	Brelades Vets	MCGILLIVRAY, John	GBR /	JAMES, Martin	GBR	19:50:56			
	12.	4:47:41.30	16.	7:45:36.14	12.	3:30:43.75	13.	6:14:53.90	11.	05:17:37.2
13	402	Cyclopaths	HAWKINS, Alex	USA /	ANDERSON, Dave	USA	20:03:59			
	8.	4:41:49.60	7.	7:30:59.52	11.	3:29:38.88	17.	6:18:54.05	17.	05:33:37.2
14	477	Attitude Matters	THROWER, Shane	NZL /	DAVIES, Paul	NZL	20:08:49			
	11.	4:47:41.20	5.	7:26:24.39	14.	3:34:34.07	16.	6:18:19.78	15.	05:28:13.9
15	432	Chrisx2	LARSEN, Christian	USA /	VEDDER, Christian	USA	20:29:40			
	22.	5:09:45.80	11.	7:41:43.20	17.	3:43:56.35	14.	6:15:12.89	12.	05:20:45.5
16	441	Copper Boys	LOMBAERTS, Axel	BEL /	VANOVERBEKE, Gert	BEL	20:37:04			
	20.	5:06:23.60	18.	7:48:36.41	13.	3:31:01.96	20.	6:28:03.23	16.	05:31:35.6
17	470	Nov	SEGBERG, Torgeir	NOR /	GRIMSMO, Nils Ingebrig	NOR	20:39:30			
	23.	5:09:46.70	35.	8:26:35.53	15.	3:40:57.73	6.	6:00:34.05	20.	05:48:12.4
18	451	Peñaveran Goka Bike II	VALLEJO, Juan jose	ESP /	DIEZ-RABAGO, Eduard	ESP	21:09:54			
	17.	4:58:07.60	19.	7:49:11.49	34.	4:16:05.26	21.	6:32:07.10	14.	05:23:34.3

Official results brought to you by  www.findmespot.com



For more information, visit www.transrockies.com

OFFICIAL TIMING AND RESULTS BY RACE MANAGEMENT TEAM

Posting Time: 8/14/2008 6:11:37 PM

Overall




TransRockies Challenge VII

August 10th - 16th, 2008

Overall Results - Official

80+ Men

#	Plate	Team	Team Members					Overall Time		
			Stage 1	Stage 2	Stage 3	Stage 4	Stage 5	Stage 6	Stage 7	
<u>19</u>	447	Dos Machos Sasquatchos	BEHREND, Matthias	GER / FLETCHER, Morgan	USA				21:13:56	
	16.	4:57:59.80	28.	7:59:29.51	33.	4:15:29.52	10.	6:07:11.14	22.	05:53:16.5
<u>20</u>	416	On the Edge by MWT Custom K	THOUROT, Matt	USA / CLARK, Steve	USA				21:21:39	
	18.	5:00:22.60	21.	7:50:08.10	32.	4:13:48.43	9.	6:06:09.30	27.	06:01:19.1
<u>21</u>	449	Farang Bin	PENDRY, Glen	GBR / WAGNER, Oliver	GER				21:25:57	
	24.	5:13:16.80	29.	8:01:01.48	16.	3:42:04.34	27.	6:36:28.58	23.	05:54:07.6
<u>22</u>	430	Flatlanders	BOURASSA, Wade	CAN / ROSS, Brian	CAN				21:41:24	
	21.	5:08:20.90	15.	7:45:28.24	30.	4:08:23.23	22.	6:32:08.04	21.	05:52:31.8
<u>23</u>	401	Team ARNavSupplies/Boo Coo	DALTON, Craig	USA / MANNING, Mark	GBR				21:41:41	
	28.	5:22:00.20	9.	7:34:34.56	18.	3:45:30.65	24.	6:34:22.43	26.	05:59:48.5
<u>24</u>	476	Pork Products	HAYES, Mike	CAN / MIELE, John	CAN				21:43:41	
	33.	5:45:57.20	31.	8:13:25.18	19.	3:47:15.94	19.	6:26:30.18	18.	05:43:58.4
<u>25</u>	488	Mud Sweat and Gears	MEEUWISSE, Glenn	CAN / ARIANO, Dave	CAN				21:44:02	
	15.	4:56:58.10	39.	8:40:59.02	40.	4:26:44.51	23.	6:32:11.70	19.	05:48:08.6
<u>26</u>	435	Trans Fats	WALLACE, Trevor	CAN / DUNN, Tim	CAN				21:53:18	
	19.	5:02:57.10	8.	7:34:20.67	20.	3:47:50.20	33.	6:57:42.30	31.	06:04:49.3
<u>27</u>	482	Chantry Fats	KERSTING, Chris	NZL / MILLER, Laurie	NZL				22:11:44	
	25.	5:17:50.90	10.	7:40:33.99	26.	4:02:14.65	29.	6:50:14.41	29.	06:01:24.2

Official results brought to you by  www.findmespot.com



For more information, visit www.transrockies.com

OFFICIAL TIMING AND RESULTS BY RACE MANAGEMENT TEAM

Posting Time: 8/14/2008 6:11:37 PM

Overall

4




TransRockies Challenge VII

August 10th - 16th, 2008

Overall Results - Official

80+ Men

#	Plate	Team	Team Members					Overall Time	
			Stage 1	Stage 2	Stage 3	Stage 4	Stage 5	Stage 6	Stage 7
28	425	Google PAA			MASCOTT, Mike	USA / VERT, Mike	USA	22:12:01	
			26. 5:17:54.40	46. 8:57:54.95	27. 4:02:27.21	30. 6:50:16.62	28. 06:01:23.4		
29	438	Tatra Team			MICHALAK, Slawomir	POL / PETR, Roman	SVK	22:18:22	
			29. 5:32:31.20	32. 8:15:14.70	29. 4:07:04.00	25. 6:34:48.23	30. 06:03:59.2		
30	421	Full Stellite			BEURSKENS, Joep	CAN / WILLIAMS, Trevor	CAN	22:29:15	
			36. 5:49:25.40	22. 7:50:18.63	22. 3:54:45.66	31. 6:50:35.39	24. 05:54:28.8		
31	426	KHS Canada			JAMES, Stuart	CAN / PORTER, Terry	CAN	22:37:40	
			31. 5:34:42.10	24. 7:51:24.23	28. 4:04:59.68	32. 6:50:36.56	33. 06:07:22.3		
32	415	Coch.riders			HOOK, Terry	CAN / PAUL, Andrew	CAN	22:40:34	
			27. 5:18:36.30	13. 7:44:40.89	21. 3:49:23.24	36. 7:12:34.65	37. 06:20:00.2		
33	489	G-Men			GORGICHUK, Glen	CAN / GORGICHUK, Dan	CAN	22:45:54	
			32. 5:42:42.20	12. 7:44:35.02	24. 3:57:02.72	34. 7:01:11.14	32. 06:04:58.0		
34	459	TCP Velmar-Transcarpatia.pl			CZAPSKI, Piotr	POL / KOZIK, William	POL	23:00:36	
			35. 5:47:44.00	30. 8:08:13.32	35. 4:16:51.46	28. 6:48:08.02	34. 06:07:53.3		
35	454	Chainsmoke			LEENE, Eric	CAN / WALKER, Randy	CAN	23:06:15	
			40. 5:57:05.90	36. 8:27:03.19	48. 4:37:00.73	26. 6:36:03.43	25. 05:56:05.2		
36	439	Hydro Fietsers			HETTINGA, Frans	NED / WHITTER, Jeff	CAN	23:16:10	
			34. 5:47:43.80	17. 7:48:14.37	25. 3:59:37.83	37. 7:12:37.62	35. 06:16:11.1		

Official results brought to you by  www.findmespot.com



For more information, visit www.transrockies.com

OFFICIAL TIMING AND RESULTS BY RACE MANAGEMENT TEAM

Posting Time: 8/14/2008 6:11:37 PM

Overall

5




TransRockies Challenge VII

August 10th - 16th, 2008

Overall Results - Official

80+ Men

#	Plate	Team	Team Members					Overall Time	
			Stage 1	Stage 2	Stage 3	Stage 4	Stage 5	Stage 6	Stage 7
<u>37</u>	450	Team Diamondex			ELEITER, Dave	CAN / ELEITER, Glenn			23:18:02
			30. 5:33:40.60	33. 8:19:57.70	23. 3:55:03.26	40. 7:29:23.62	36. 06:19:55.3		
<u>38</u>	446	Schat's Bakery Boys			SCHAT, Zachary	USA / PETERSON, Timothy	USA		24:12:23
			38. 5:53:55.40	34. 8:21:42.13	42. 4:33:02.24	35. 7:10:54.79	39. 06:34:31.0		
<u>39</u>	472	Team Billbo			JONES, Bill	GBR / HOOD, Graham	GBR		24:18:25
			45. 6:11:12.50	38. 8:39:13.63	39. 4:23:14.90	38. 7:14:23.18	38. 06:29:34.4		
<u>40</u>	411	Team TyreLess			YIP, Christopher	CAN / MILLER, Brian	CAN		24:41:01
			48. 6:19:38.30	47. 9:01:15.77	36. 4:17:07.20	39. 7:26:34.27	40. 06:37:41.7		
<u>41</u>	478	JD SQRD			DAVID, John	CAN / ASHWORTH, Tom	CAN		25:10:57
			49. 6:24:44.10	40. 8:43:37.74	38. 4:22:53.31	44. 7:39:14.57	42. 06:44:05.9		
<u>42</u>	452	B2 East			ETIENNE, Dean	CAN / KAASTRUP, Fleming	CAN		25:16:20
			51. 6:27:34.30	48. 9:04:02.77	31. 4:09:46.08	50. 7:51:49.13	43. 06:47:10.9		
<u>43</u>	409	Rogue Riders			MAYER, Joachim (Joel)	CAN / MUENZER, Kai	GER		25:20:27
			46. 6:15:43.90	59. 9:24:40.32	46. 4:34:52.01	42. 7:36:07.79	45. 06:53:43.4		
<u>44</u>	453	Blesst Beyond			DE JONGH, Eugene	RSA / RINGELMANN, Leon	RSA		25:34:35
			57. 6:36:32.20	56. 9:13:04.52	37. 4:17:32.11	52. 7:52:34.88	44. 06:47:56.6		
<u>45</u>	431	HealthSmith XC			PARKER, Simon	AUS / OCANA, Anthony	CAN		25:58:17
			52. 6:28:26.60	49. 9:04:27.44	49. 4:39:32.04	47. 7:50:32.75	46. 06:59:46.1		

Official results brought to you by  www.findmespot.com



For more information, visit www.transrockies.com

OFFICIAL TIMING AND RESULTS BY RACE MANAGEMENT TEAM

Posting Time: 8/14/2008 6:11:38 PM

Overall

6



TransRockies Challenge VII

August 10th - 16th, 2008

Overall Results - Official

80+ Men

#	Plate	Team	Team Members					Overall Time	
			Stage 1	Stage 2	Stage 3	Stage 4	Stage 5	Stage 6	Stage 7
46	445	Les Belles Années			ROY, Martin	CAN / BUJOLD, Yvan	CAN	25:59:47	
			55. 6:32:28.60	41. 8:49:55.05	43. 4:33:03.89	45. 7:42:38.51	53. 07:11:36.2		
47	443	Beachbikers 2			CLAEYS, Yves	BEL / EECKHOUT, Martin	BEN	26:09:36	
			61. 6:45:43.90	52. 9:08:37.00	55. 4:48:45.87	48. 7:51:35.37	41. 06:43:31.6		
48	417	Crash Test Dummies			BOYER, Morris	CAN / BRETT, Kelly	CAN	26:12:33	
			41. 5:59:11.40	37. 8:37:57.67	56. 4:49:14.20	59. 8:15:00.66	52. 07:09:07.0		
49	404	Fight Club			HORAK, Martin	CAN / BENNETT, William	CAN	26:20:05	
			42. 6:06:50.40	51. 9:08:25.84	41. 4:31:07.73	57. 8:07:07.83	60. 07:34:59.3		
50	408	Fit Like			ALLEN, Russell	GBR / LAWSON, Keith	IOT	26:30:00	
			44. 6:11:00.70	57. 9:18:35.40	57. 4:52:11.88	54. 8:02:41.47	58. 07:24:06.2		
51	455	SMS Equipment			KING, George	CAN / KORAN, Doug	CAN	26:30:46	
			60. 6:44:26.60	45. 8:55:32.15	54. 4:45:50.92	49. 7:51:45.37	49. 07:08:43.2		
52	423	Chest Nutz			SMITH, Craig	CAN / AITKEN, Steven	CAN	26:42:33	
			56. 6:34:27.80	55. 9:10:50.08	45. 4:34:22.89	55. 8:02:48.77	59. 07:30:53.9		
53	414	Easy Riders			DEERY, Kevin	IRL / PHILSON, Chris	IRL	26:47:26	
			63. 6:51:21.40	54. 9:10:17.05	50. 4:40:51.02	56. 8:06:23.84	50. 07:08:50.5		
54	436	French Connection			BENOIT, Jean-Yves	FRA / BENOIT, Roland	HKG	26:56:48	
			37. 5:49:58.80	50. 9:05:02.94	67. 5:58:08.78	46. 7:48:46.95	57. 07:19:53.8		

Official results brought to you by  www.findmespot.com



For more information, visit www.transrockies.com

OFFICIAL TIMING AND RESULTS BY RACE MANAGEMENT TEAM

Posting Time: 8/14/2008 6:11:38 PM

Overall

7




TransRockies Challenge VII

August 10th - 16th, 2008

Overall Results - Official

80+ Men

#	Plate	Team	Team Members				Overall Time			
			Stage 1	Stage 2	Stage 3	Stage 4	Stage 5	Stage 6	Stage 7	
55	473	Bow Cycle			RACHAR, Stan	CAN / HOLTE, Lorie	CAN	27:01:10		
	62.	6 :49:46.30	61.	9 :39:05.48	61.	5 :06:44.90	51.	7 :52:32.98	54.	07:12:06.1
56	437	Fire and Lightning			DARLING, Bill	CAN / DARLING, Scott	CAN	27:08:58		
	43.	6 :09:40.20	53.	9 :10:05.21	60.	4 :58:57.73	60.	8 :15:43.57	61.	07:44:36.7
57	413	Oakville Wheelmen			HARRISON, Andrew	CAN / MONETTE, John	CAN	27:13:36		
	53.	6 :29:59.10	62.	9 :43:29.42	62.	5 :11:28.12	58.	8 :13:22.04	56.	07:18:47.6
58	444	After Hours			SOBIESKI, Marek	POL / PODWORNYY, Jacek	POL	27:28:02		
	50.	6 :27:14.80	64.	11:00:00.0	63.	5 :23:22.24	63.	8 :32:38.90	48.	07:04:46.3
59	406	Team G2			BEAUDET, Marc	CAN / PRENEVOST, Grant	CAN	27:32:55		
	65.	8 :00:00.00	44.	8 :54:18.71	52.	4 :45:06.08	43.	7 :38:42.77	51.	07:09:07.0
60	480	Hipsz & Howell			HOWELL, Steve	CAN / HIPSZ, Tom	CAN	27:37:13		
	64.	6 :55:12.00	68.	12:00:00.0	64.	5 :33:40.16	53.	7 :55:54.98	55.	07:12:26.8
61	407	Team SiBill (The "Farty Owls")			MCALLISTER, Simon	GBR / NEAVE, Bill	GBR	28:09:09		
	47.	6 :15:47.70	43.	8 :53:00.91	47.	4 :35:15.50	64.	8 :37:16.39	65.	08:40:50.0
62	485	The Bruised Brothers			SCHNEIDER, Dave	USA / SCHNEIDER, Paul	USA	28:12:48		
	59.	6 :37:45.60	63.	9 :44:14.68	53.	4 :45:50.05	62.	8 :31:02.09	63.	08:18:10.6
63	434	VangBang			VANG, Christian	DEN / RADENOVIC, Jakov	CRO	28:57:50		
	65.	8 :00:00.00	60.	9 :29:23.21	51.	4 :43:38.79	61.	8 :24:50.39	62.	07:49:21.2

Official results brought to you by  www.findmespot.com



For more information, visit www.transrockies.com

OFFICIAL TIMING AND RESULTS BY RACE MANAGEMENT TEAM

Posting Time: 8/14/2008 6:11:38 PM

Overall



TransRockies Challenge VII

August 10th - 16th, 2008

Overall Results - Official

80+ Men

#	Plate	Team	Team Members				Overall Time	
			Stage 1	Stage 2	Stage 3	Stage 4	Stage 5	Stage 6
64	419	Fifteen Toes!!			SCARRATT, Jezz	GBR / CRANE, Andy	GBR	28:58:58
			58. 6:37:36.00	58. 9:22:08.90	58. 4:53:33.20	66. 8:59:34.03	64. 08:28:15.2	
65	412	Afripex Tygirs			HOUGH, Simon	RSA / THORNHILL-FISHER, J	RSA	29:42:37
			65. 8:00:00.00	64. 11:00:00.0	65. 5:33:46.08	67. 9:07:20.58	47. 07:01:31.3	
66	418	Baka Gaijin			JONES, Paul	AUS / FLANAGAN, Chris	AUS	29:47:22
			54. 6:31:00.40	64. 11:00:00.0	66. 5:36:44.33	65. 8:50:36.96	66. 08:49:00.7	
67	433	Züri Massive			BARRETT, Martin	GBR / SCHOLTEN, Rodney	NZL	30:02:54
			39. 5:56:10.00	42. 8:50:37.66	44. 4:34:07.18	41. 7:32:37.08	69. 12:00:00.0	
68	427	Team Defib			GODMAN, Paul	CAN / MURPHY, Ian	CAN	33:32:11
			65. 8:00:00.00	64. 11:00:00.0	68. 6:25:06.91	68. 9:38:38.68	68. 09:28:25.9	
69	424	War Eagle			PERRY, William	USA / PERRY, David	USA	37:07:27
			69. 9:00:00.00	68. 12:00:00.0	69. 6:46:40.17	69. 12:00:00.0	67. 09:20:46.8	

Official results brought to you by  www.findmespot.com



For more information, visit www.transrockies.com

OFFICIAL TIMING AND RESULTS BY RACE MANAGEMENT TEAM

Posting Time: 8/14/2008 6:11:38 PM

Overall

9




TransRockies Challenge VII

August 10th - 16th, 2008

Overall Results - Official

80+ Mixed

#	Plate	Team	Team Members					Overall Time	
			Stage 1	Stage 2	Stage 3	Stage 4	Stage 5	Stage 6	Stage 7
<u>1</u>	603	Slow Mo and the Sherpa	HANDFORD, Moira-Ann	CAN /	HANDFORD, Andrew	CAN	20:12:16		
			2. 5:00:30.70	3. 7:58:16.62	1. 3:30:09.06	1. 6:07:38.80	1. 05:33:58.0		
<u>2</u>	604	Just Cuz	MCCARTHY, Dan	USA /	KEMPER, Amy	USA	21:24:55		
			1. 4:50:58.50	4. 8:04:50.46	2. 3:34:18.94	2. 6:30:02.04	4. 06:29:35.9		
<u>3</u>	602	Duo Gazelle	BOUCHARD, Christiane	CAN /	PAYMENT, Marc	CAN	22:22:36		
			3. 5:32:19.40	1. 7:48:57.03	3. 3:55:05.62	4. 6:57:51.45	2. 05:57:19.7		
<u>4</u>	606	KB Racing	BUCKMAN, Kirk	USA /	CARROLL, Cindy	USA	22:39:59		
			4. 5:52:44.90	2. 7:54:52.66	4. 4:10:32.67	3. 6:39:18.97	3. 05:57:22.7		
<u>5</u>	607	Breathe Easy 1	COUELLE-STERLING,	CAN /	SHAYNE, Soetaert	CAN	27:14:24		
			6. 6:41:18.00	5. 9:10:47.80	5. 4:55:25.70	5. 8:10:22.48	6. 07:27:18.6		
<u>6</u>	612	Astoria De'd Dogs	ANDREW, George	CAN /	KOZACIKOVA, Janka	SVK	28:42:14		
			5. 6:19:29.20	6. 9:20:43.63	6. 5:10:23.74	6. 9:00:54.95	7. 08:11:26.4		
<u>7</u>	601	Fernie or Bust	ULLRICH, Gerd	GER /	REDEPENNING, Gisind	GER	35:03:15		
			7. 8:00:00.00	7. 11:00:00.0	7. 7:39:11.27	7. 12:00:00.0	5. 07:24:03.9		

Official results brought to you by  www.findmespot.com



For more information, visit www.transrockies.com

OFFICIAL TIMING AND RESULTS BY RACE MANAGEMENT TEAM

Posting Time: 8/14/2008 6:11:38 PM

Overall 10




TransRockies Challenge VII

August 10th - 16th, 2008

Overall Results - Official

Open Men

#	Plate	Team	Team Members					Overall Time	
			Stage 1	Stage 2	Stage 3	Stage 4	Stage 5	Stage 6	Stage 7
<u>1</u>	85	Olympia			DEHO, Marzio	ITA / CATTANEO, Johnny	ITA	14:17:37	
			1. 3:09:44.00	4. 6:01:00.84	1. 2:20:40.14	1. 4:36:12.63	5. 04:11:00.5		
<u>2</u>	88	Kris & Max			SNEDDON, Kris	CAN / PLAXTON, Max	CAN	14:27:31	
			2. 3:15:38.10	12. 7:01:22.34	2. 2:21:16.99	3. 4:49:18.60	1. 04:01:17.8		
<u>3</u>	92	Rocky Mountain - Milliken Devel			WIDMER, Stefan	CAN / LAZARSKI, Marty	CAN	14:36:42	
			3. 3:21:40.50	11. 7:01:22.01	3. 2:24:03.17	2. 4:43:39.46	3. 04:07:19.8		
<u>4</u>	91	Rocky Mountain Bicycles Pro 1			HESTLER, Andreas	CAN / SHEPPARD, Chris	CAN	14:51:14	
			4. 3:22:32.30	13. 7:01:23.14	4. 2:29:17.21	4. 4:54:16.98	2. 04:05:08.3		
<u>5</u>	94	Scott USA/Tamarack			HICKERSON, Keith	USA / PLEWS, Evan	USA	15:11:58	
			5. 3:27:00.60	8. 6:35:07.23	5. 2:32:30.27	6. 4:57:19.22	8. 04:15:08.4		
<u>6</u>	89	Opus			COOKE, Brian	CAN / GAFFNEY, Steve	CAN	15:22:06	
			6. 3:31:13.70	14. 7:16:59.13	10. 2:38:38.05	5. 4:57:18.72	7. 04:14:55.6		
<u>7</u>	28	SoBe Cannondale			JAKOMAIT, Jesse	CAN / GARRIGAN, Mike	CAN	15:37:40	
			7. 3:33:44.50	1. 5:50:37.85	6. 2:34:44.88	7. 5:06:52.13	11. 04:22:18.7		
<u>8</u>	84	Xprezo.ca			HADLEY, Matthew	CAN / BUSSIERES, Frederic	CAN	15:47:13	
			8. 3:36:27.20	2. 5:53:19.24	8. 2:35:42.17	9. 5:20:28.76	6. 04:14:35.3		
<u>9</u>	17	Kimberley Lodging Co. / Kooten			WILLIAMS, Trev	CAN / COOPER, Charlie	CAN	16:10:57	
			11. 3:52:36.70	10. 7:00:13.18	13. 2:43:37.01	8. 5:14:59.30	10. 04:19:44.7		

Official results brought to you by  www.findmespot.com



For more information, visit www.transrockies.com

OFFICIAL TIMING AND RESULTS BY RACE MANAGEMENT TEAM

Posting Time: 8/14/2008 6:11:38 PM

Overall 11



TransRockies Challenge VII

August 10th - 16th, 2008

Overall Results - Official

Open Men

#	Plate	Team	Team Members					Overall Time	
			Stage 1	Stage 2	Stage 3	Stage 4	Stage 5	Stage 6	Stage 7
<u>10</u>	106	Icebreaker NZ			WILLIAMS, Simon	NZL / WILLIAMS, Mark	NZL	16:20:24	
	9.	3:39:26.40	16. 7:24:19.35	12. 2:42:45.16	10. 5:27:20.92	13. 04:30:51.6			
<u>11</u>	51	Deadgoat Racing			BAKKE, Erik	CAN / STAPPLER, Craig	CAN	16:22:04	
	10.	3:46:01.90	7. 6:23:38.37	11. 2:41:40.82	11. 5:30:37.29	12. 04:23:44.0			
<u>12</u>	64	Team Trek Store			JETTE, Cameron	CAN / GLASSFORD, Peter	CAN	16:23:25	
	12.	3:56:20.60	3. 5:59:29.39	9. 2:36:03.35	16. 5:43:00.91	4. 04:08:00.8			
<u>13</u>	78	SoBe-Cannondale			THOMPSON, Ben	USA / WILLIAMS, James	USA	16:26:51	
	14.	4:02:14.90	5. 6:13:20.99	7. 2:35:14.66	12. 5:30:38.36	9. 04:18:43.5			
<u>14</u>	72	Rocinante			BOON, Niels	NED / CASSAN, Todd	USA	17:10:35	
	13.	4:00:04.00	9. 6:54:37.61	16. 2:55:43.17	15. 5:36:15.32	15. 04:38:33.1			
<u>15</u>	15	Ridin' Dirty			SIMSON, Drew	CAN / DRAPER, Ryan	CAN	17:15:55	
	15.	4:03:00.70	6. 6:16:00.16	14. 2:49:06.18	13. 5:30:40.73	17. 04:53:08.2			
<u>16</u>	30	Team WORC			RYAN, Evan	IRL / GILL, David	IRL	17:24:08	
	19.	4:19:24.40	15. 7:19:27.97	15. 2:54:38.39	14. 5:34:36.19	14. 04:35:29.4			
<u>17</u>	74	Goka Bikes 1			SECO, Sergio	ESP / DIEZ-RABAGO, Manuel	ESP	18:13:49	
	16.	4:08:52.50	32. 7:49:09.36	19. 3:05:11.60	17. 5:45:35.51	21. 05:14:09.4			
<u>18</u>	112	Illy Pie			BARTLEY, Simon	CAN / AULD, Ian	CAN	18:29:28	
	20.	4:24:44.00	70. 8:39:25.64	20. 3:06:51.00	20. 5:54:48.48	19. 05:03:04.6			

Official results brought to you by  www.findmespot.com



For more information, visit www.transrockies.com

OFFICIAL TIMING AND RESULTS BY RACE MANAGEMENT TEAM

Posting Time: 8/14/2008 6:11:38 PM

Overall

12



TransRockies Challenge VII

August 10th - 16th, 2008

Overall Results - Official

Open Men

#	Plate	Team	Team Members					Overall Time	
			Stage 1	Stage 2	Stage 3	Stage 4	Stage 5	Stage 6	Stage 7
<u>19</u>	75	Goka Bikes 3			PELAEZ, Alberto	ESP / MOYA, Ricardo	SHN	18:30:27	
			17. 4:08:53.20	33. 7:49:09.92	17. 3:01:58.10	29. 6:18:51.87	18. 05:00:44.2		
<u>20</u>	7	BicycleCafe.cz			RICHTR, Pavel	CZE / JIROUS, Vilem	CZE	18:45:29	
			23. 4:39:47.80	21. 7:42:22.58	21. 3:10:41.78	19. 5:51:53.25	20. 05:03:06.7		
<u>21</u>	61	Team UK			SCOTT, Adrian	GBR / RUMBLES, Gavin	GBR	19:06:50	
			22. 4:35:02.70	50. 8:03:30.58	18. 3:03:10.56	24. 6:04:33.17	27. 05:24:03.8		
<u>22</u>	8	Salty Nuts			CESSNA, Andy	USA / BOYNTON, Jason	USA	19:09:59	
			21. 4:33:00.30	53. 8:09:28.37	50. 3:58:20.89	18. 5:45:49.87	16. 04:52:48.8		
<u>23</u>	53	Hippy Loggers			ROSETTE, Andrew	USA / VANHULLE, Justin	USA	19:21:09	
			25. 4:45:39.40	45. 7:57:20.89	23. 3:15:30.63	20. 5:54:48.48	28. 05:25:10.6		
<u>24</u>	102	TRANSCARPATIA.PL Jedna se			PACHULSKI, Leszek	POL / CIARKOWSKI, Szymon	POL	19:35:35	
			33. 4:54:54.20	34. 7:49:16.34	29. 3:19:45.63	22. 6:04:25.83	22. 05:16:29.7		
<u>25</u>	38	Team Chuck Norris			BEDFORD, Nick	NZL / WESTFIELD, Barryn	NZL	19:41:24	
			26. 4:45:50.70	18. 7:39:09.40	34. 3:29:33.14	23. 6:04:31.61	24. 05:21:29.4		
<u>26</u>	67	Bicycling/Specialized			MATTHEWS, Chris	CAN / CUSHIONBURY, Mike	USA	19:44:57	
			18. 4:13:28.60	49. 8:03:10.67	24. 3:15:43.27	42. 6:45:37.42	33. 05:30:07.9		
<u>27</u>	6	FYS Racing Team			MCFARLANE, Joe	CAN / BREWIN, Dave	CAN	19:46:01	
			30. 4:49:20.40	19. 7:41:40.77	28. 3:19:39.76	26. 6:16:14.81	23. 05:20:46.3		

Official results brought to you by  www.findmespot.com



For more information, visit www.transrockies.com

OFFICIAL TIMING AND RESULTS BY RACE MANAGEMENT TEAM

Posting Time: 8/14/2008 6:11:38 PM

Overall

13




TransRockies Challenge VII

August 10th - 16th, 2008

Overall Results - Official

Open Men

#	Plate	Team	Team Members					Overall Time	
			Stage 1	Stage 2	Stage 3	Stage 4	Stage 5	Stage 6	Stage 7
28	104	Team Poser Sports			VAN ZYL, Shaun	RSA / LA COCK, Reyno	RSA	19:49:06	
			24. 4:43:25.40	22. 7:43:34.22	32. 3:24:28.37	28. 6:17:39.20	26. 05:23:33.4		
29	25	Québikers			BERGERON, Sébastien	CAN / MARSOLAIS, David	CAN	20:14:24	
			29. 4:48:40.20	24. 7:43:56.95	26. 3:18:51.40	36. 6:39:24.80	30. 05:27:28.2		
30	45	Harvard University			KENTY, George	USA / BERKOBEN, Keith	USA	20:24:29	
			28. 4:48:25.60	29. 7:47:47.08	39. 3:40:07.91	27. 6:16:19.87	36. 05:39:36.1		
31	103	Team Thompson			HOLLAND, Edward	CAN / HOLLAND, John	CAN	20:28:27	
			32. 4:52:58.10	23. 7:43:48.52	30. 3:23:33.30	31. 6:26:20.80	39. 05:45:35.2		
32	93	Sensationel			GUERTIN, Jean-Francoi	CAN / JOINER, Glenn	CAN	20:36:15	
			27. 4:47:16.90	36. 7:49:50.05	40. 3:42:33.27	32. 6:27:42.52	35. 05:38:43.0		
33	10	Go North			CROUCH, Blake	GBR / JONES, Graham	GBR	20:51:47	
			39. 5:12:19.70	25. 7:44:52.31	22. 3:15:21.59	35. 6:39:16.85	38. 05:44:49.5		
34	90	Natural Earth Racing			CRAIG, Paul	CAN / IVANY, Carsten	CAN	20:58:59	
			31. 4:50:00.00	35. 7:49:34.19	27. 3:19:22.85	46. 6:50:33.93	42. 05:59:02.5		
35	9	Fig Rolls Racing			DYE, Andrew	GBR / DONIEC, Jacek	POL	21:01:40	
			40. 5:15:22.60	40. 7:53:38.45	36. 3:34:11.88	40. 6:43:50.37	31. 05:28:15.7		
36	113	Team Justice			SMITH, Cory	CAN / WESELAKE, Nathen	CAN	21:04:01	
			57. 5:47:11.30	51. 8:07:34.48	37. 3:36:28.25	25. 6:10:59.66	32. 05:29:22.3		

Official results brought to you by  www.findmespot.com



For more information, visit www.transrockies.com

OFFICIAL TIMING AND RESULTS BY RACE MANAGEMENT TEAM

Posting Time: 8/14/2008 6:11:38 PM

Overall

14



TransRockies Challenge VII

August 10th - 16th, 2008

Overall Results - Official

Open Men

#	Plate	Team	Team Members					Overall Time	
			Stage 1	Stage 2	Stage 3	Stage 4	Stage 5	Stage 6	Stage 7
37	43	Manwives			CADMAN, John	CAN / COUSINS, Lyndon	CAN	21:09:16	
			34. 4:59:00.50	37. 7:49:58.65	31. 3:24:27.40	37. 6:40:58.98	43. 06:04:49.9		
38	108	North Down			BLAYNEY, Matty	GBR / CRAIG, Samuel	GBR	21:15:34	
			60. 5:51:49.30	44. 7:56:03.05	35. 3:33:02.07	33. 6:28:45.15	25. 05:21:57.6		
39	11	Quad Engineering Racing			DOVE, Simon	CAN / TONDL, Peter	CAN	21:16:31	
			53. 5:42:33.20	17. 7:32:58.55	38. 3:39:04.58	34. 6:28:47.52	29. 05:26:05.7		
40	36	Warwick Uni Old Boys			BINGLEY, Hamish	GBR / WINDRIDGE, Peter	GBR	21:35:14	
			36. 5:06:57.50	43. 7:56:02.37	33. 3:28:39.21	48. 6:54:36.00	46. 06:05:01.3		
41	35	Transatlantic			SMYTH, Ben	GBR / CORNELIUS, David	USA	21:46:08	
			46. 5:31:28.70	47. 8:02:07.92	44. 3:47:59.94	44. 6:49:17.85	34. 05:37:22.3		
42	63	Team Dandy			MITCHELL, Andrew	GBR / CRAIGEN, Daniel	GBR	21:53:57	
			63. 5:55:54.10	26. 7:45:43.00	47. 3:55:27.83	30. 6:22:25.44	37. 05:40:10.0		
43	22	www.MaxGear.co.uk			ELLIS, Christian	GBR / LINDLEY, Ian	GBR	22:10:08	
			43. 5:22:50.80	60. 8:21:13.61	57. 4:08:59.82	38. 6:42:01.03	41. 05:56:16.9		
44	21	Along For The Ride			FEDUN, Michael	CAN / NICHOLS, Brian	CAN	22:15:02	
			37. 5:09:47.60	20. 7:42:00.63	43. 3:47:57.30	52. 7:08:09.42	48. 06:09:08.0		
45	81	Bear Bait			RAMSEY, Alex	AUS / ROWE, Andrew	AUS	22:25:14	
			54. 5:43:05.20	28. 7:47:01.13	42. 3:45:56.84	45. 6:50:31.86	47. 06:05:40.3		

Official results brought to you by  www.findmespot.com



For more information, visit www.transrockies.com

OFFICIAL TIMING AND RESULTS BY RACE MANAGEMENT TEAM

Posting Time: 8/14/2008 6:11:39 PM

Overall 15



TransRockies Challenge VII

August 10th - 16th, 2008

Overall Results - Official

Open Men

#	Plate	Team	Team Members					Overall Time	
			Stage 1	Stage 2	Stage 3	Stage 4	Stage 5	Stage 6	Stage 7
46	46	Jay&Jeff			LANDRY, Jeff	CAN / ZHU, Jason	CAN	22:30:37	
			35. 5:06:32.60	42. 7:55:17.57	41. 3:44:12.81	53. 7:09:39.68	61. 06:30:12.1		
47	47	Univega.co.uk			GILFEDDER, Tom	AUS / JOHN, Lee	ZIM	22:39:32	
			38. 5:10:08.30	27. 7:46:20.26	25. 3:16:42.91	64. 7:22:22.31	69. 06:50:18.8		
48	4	GSB1			BOCQUET, David	GBR / MILL, Magnus	GBR	22:49:42	
			77. 6:10:14.70	68. 8:39:17.63	53. 4:02:57.99	43. 6:46:22.36	40. 05:50:07.4		
49	3	Team Tuckermen			KOVACS, Martin	CAN / THERRIEN, Edmund	USA	22:58:55	
			42. 5:22:32.70	48. 8:03:05.94	51. 4:02:08.56	54. 7:10:29.64	58. 06:23:44.3		
50	79	Dutch Delusions			WIJNBERGEN, Rob	NED / BRENTJENS, Cas	NED	23:00:31	
			49. 5:36:49.80	65. 8:29:18.53	59. 4:09:40.30	47. 6:54:35.26	54. 06:19:25.8		
51	71	Tungsten			MALLIN, Peter	AUS / WHITWELL, Keith	AUS	23:06:25	
			59. 5:50:27.50	41. 7:53:55.17	56. 4:07:47.98	50. 6:58:16.45	49. 06:09:53.2		
52	68	Team Isands			HANNON, Stuart	IRL / KEAVENY, Bryan	IRL	23:08:39	
			62. 5:53:01.60	31. 7:48:10.56	54. 4:03:01.09	51. 7:01:10.08	50. 06:11:26.7		
53	44	Graham and Chris			CHRISTENSEN, Graha	USA / MUNLEY, Christopher	USA	23:16:50	
			74. 6:09:34.00	61. 8:22:48.68	65. 4:17:57.70	41. 6:44:23.84	44. 06:04:54.4		
54	13	Saturn of Toledo/Shell			SAMS, Steve	USA / MISHKA, Jason	USA	23:27:45	
			81. 6:17:37.20	75. 8:59:13.94	46. 3:54:55.62	39. 6:43:30.41	63. 06:31:42.0		

Official results brought to you by  www.findmespot.com



For more information, visit www.transrockies.com

OFFICIAL TIMING AND RESULTS BY RACE MANAGEMENT TEAM

Posting Time: 8/14/2008 6:11:39 PM

Overall

16



TransRockies Challenge VII

August 10th - 16th, 2008

Overall Results - Official

Open Men

#	Plate	Team	Team Members					Overall Time	
			Stage 1	Stage 2	Stage 3	Stage 4	Stage 5	Stage 6	Stage 7
<u>55</u>	18	Mountain Goats			GROENEWALD, Green	RSA / KIRSTEN, Willem	RSA	23:31:05	
			58. 5:48:27.10	52. 8:07:49.66	45. 3:48:39.30	65. 7:23:47.97	60. 06:30:11.1		
<u>56</u>	105	The Sean Fahlman Experience			FAHLMAN, Kevin	CAN / MURRAY, Sean	CAN	23:32:13	
			41. 5:17:56.40	62. 8:25:07.46	67. 4:22:47.34	71. 7:39:16.79	51. 06:12:13.0		
<u>57</u>	57	8.17			MAJER, Adlai	CAN / MCLEAN, Michael	CAN	23:35:13	
			45. 5:26:44.50	38. 7:51:39.49	76. 4:36:04.03	55. 7:12:33.58	55. 06:19:51.2		
<u>58</u>	31	Chromag/ Rolf's Pukka Parts			WOODWARD, Rolf	GBR / WOODWARD, Jeremy	GBR	23:36:05	
			47. 5:31:39.60	56. 8:14:17.96	60. 4:11:02.78	61. 7:19:44.14	64. 06:33:38.8		
<u>59</u>	82	Bosch Rexroth Mountainbike Te			VAN HOUTUM, Marcel	NED / VAN LOON, Kees	NED	23:37:05	
			68. 6:00:12.80	54. 8:11:33.58	48. 3:57:23.16	63. 7:22:06.38	52. 06:17:22.9		
<u>60</u>	20	On Yer Bike Son			WILLIAMS, Martin	GBR / ARMISHAW, Richard	GBR	23:38:16	
			67. 5:59:55.20	63. 8:26:12.05	66. 4:19:02.57	56. 7:14:21.90	45. 06:04:56.5		
<u>61</u>	14	GSB 3			SMITH, Adam	GBR / MARSTON, Lee	GBR	23:52:40	
			76. 6:10:13.80	69. 8:39:18.22	55. 4:07:43.39	58. 7:16:35.60	53. 06:18:07.5		
<u>62</u>	70	Longbow			ECCLES, Spencer	USA / LIFFERTH, Brian	USA	23:53:12	
			48. 5:36:43.80	59. 8:18:34.58	75. 4:35:44.74	59. 7:17:26.48	57. 06:23:17.2		
<u>63</u>	97	Meyers Norris Penny			DEKKER, Tim	CAN / SHIPLEY, Jeremy	CAN	24:01:29	
			71. 6:06:58.30	57. 8:18:07.66	52. 4:02:15.63	57. 7:14:25.61	66. 06:37:49.6		

Official results brought to you by  www.findmespot.com



For more information, visit www.transrockies.com

OFFICIAL TIMING AND RESULTS BY RACE MANAGEMENT TEAM

Posting Time: 8/14/2008 6:11:39 PM

Overall 17



TransRockies Challenge VII

August 10th - 16th, 2008

Overall Results - Official

Open Men

#	Plate	Team	Team Members					Overall Time	
			Stage 1	Stage 2	Stage 3	Stage 4	Stage 5	Stage 6	Stage 7
64	76	Mr. Tagert and Lyle			BOLTON, Tim	USA / BOLTON, Steven	USA	24:14:46	
			50. 5:41:16.00	77. 9:01:19.36	77. 4:36:20.14	67. 7:31:44.80	59. 06:25:25.1		
65	58	BigRing			SIRODOT, Bertrand	FRA / WOODGATE, Jeff	CAN	24:15:01	
			56. 5:46:29.40	80. 9:08:10.19	58. 4:09:23.93	72. 7:40:15.73	67. 06:38:52.4		
66	73	RideBike.co.uk			JOYCE, Steven	GBR / HAYES, Jon	GBR	24:18:51	
			52. 5:42:16.60	46. 8:00:21.80	62. 4:11:21.24	66. 7:30:19.99	73. 06:54:54.0		
67	29	Summitt-Consulting.ca			EPP, Kyle	CAN / VIPOND, Nicholas	CAN	24:21:56	
			55. 5:44:17.00	39. 7:52:12.58	70. 4:31:02.70	69. 7:36:11.21	62. 06:30:25.3		
68	24	Holy Cow			BURDEN, Robert	RSA / BISSELL, Bryan	RSA	24:28:41	
			51. 5:41:39.10	30. 7:48:05.17	68. 4:24:12.09	75. 7:45:07.19	65. 06:37:42.9		
69	69	Partners			BROWN, Gardner	USA / BROWN, Josh	USA	24:38:17	
			44. 5:26:20.10	58. 8:18:34.16	92. 5:50:59.58	49. 6:57:41.35	56. 06:23:16.4		
70	41	Tuckermen2			ST. PETER, Joseph	USA / CONDON, Chris	USA	24:39:40	
			83. 6:20:56.30	73. 8:58:40.89	63. 4:15:12.32	60. 7:18:43.95	68. 06:44:48.2		
71	54	TZL Express			SEBIRE, Rodney	AUS / RUDDUCK, Jaxon	AUS	25:01:45	
			70. 6:01:54.70	89. 11:00:00.0	83. 4:46:26.42	62. 7:20:11.16	70. 06:53:13.6		
72	66	Redneck Posse			LANOVAZ, Cory	CAN / COPAN, Jason	CAN	25:04:05	
			78. 6:16:00.00	66. 8:34:15.93	61. 4:11:04.79	74. 7:42:41.63	72. 06:54:19.3		

Official results brought to you by  www.findmespot.com



For more information, visit www.transrockies.com

OFFICIAL TIMING AND RESULTS BY RACE MANAGEMENT TEAM

Posting Time: 8/14/2008 6:11:39 PM

Overall 18



TransRockies Challenge VII

August 10th - 16th, 2008

Overall Results - Official

Open Men

#	Plate	Team	Team Members					Overall Time	
			Stage 1	Stage 2	Stage 3	Stage 4	Stage 5	Stage 6	Stage 7
<u>73</u>	77	Boohai			STICKLING, Bjorn	CAN / BACIGALUPO, Chris	CAN	25:08:59	
			65. 5:56:19.80	71. 8:46:51.15	79. 4:40:41.76	68. 7:32:39.18	74. 06:59:18.3		
<u>74</u>	49	Critical Condition			CHANEY, Jonathan	CAN / CASSELMAN, Charles	CAN	25:27:25	
			66. 5:58:22.40	55. 8:13:00.65	72. 4:32:45.36	77. 7:54:45.79	76. 07:01:31.9		
<u>75</u>	65	Elkford			CHAREST, Dan	CAN / SIMMS, Gord	CAN	25:40:20	
			75. 6:10:00.30	82. 9:18:03.80	69. 4:26:02.32	78. 8:03:50.54	75. 07:00:27.4		
<u>76</u>	52	Big Bike Rye'd			LAVIGNE, Jason	CAN / HUBBARD, Steve	CAN	25:49:04	
			69. 6:00:46.50	67. 8:35:41.63	49. 3:57:47.02	70. 7:36:49.77	89. 08:13:41.0		
<u>77</u>	80	Pi K 2 Team Costa Rica			ARIAS, Ronald	CRC / GARCIA, Carlos	CRC	25:51:35	
			73. 6:09:15.00	76. 9:00:37.84	78. 4:39:35.72	76. 7:47:08.44	81. 07:15:36.4		
<u>78</u>	48	Shelsux			NICHOLSON, Ewan	GBR / BERESFORD-LAMBER	GBR	25:51:49	
			72. 6:08:37.80	64. 8:28:29.40	71. 4:32:16.13	81. 8:17:39.61	71. 06:53:15.5		
<u>79</u>	26	AusCan			GRAVER, Shawn	CAN / BOICOS, Courtney	AUS	26:10:14	
			89. 6:51:25.50	74. 8:58:56.28	73. 4:34:26.05	73. 7:40:36.87	77. 07:03:45.9		
<u>80</u>	33	Cycling for Hope			MAY, Codey	CAN / AXANI, Jordan	CAN	26:12:10	
			79. 6:16:40.10	78. 9:03:32.45	64. 4:17:34.61	84. 8:29:01.24	79. 07:08:54.6		
<u>81</u>	23	SEVETS			CRANFIELD, Steven	GBR / ROBINSON, Brian	GBR	26:21:50	
			61. 5:52:55.30	72. 8:53:05.88	82. 4:45:58.86	80. 8:11:10.16	83. 07:31:45.8		

Official results brought to you by  www.findmespot.com



For more information, visit www.transrockies.com

OFFICIAL TIMING AND RESULTS BY RACE MANAGEMENT TEAM

Posting Time: 8/14/2008 6:11:39 PM

Overall

19



TransRockies Challenge VII

August 10th - 16th, 2008

Overall Results - Official

Open Men

#	Plate	Team	Team Members					Overall Time		
			Stage 1	Stage 2	Stage 3	Stage 4	Stage 5	Stage 6	Stage 7	
82	42	South Downs Way	CHURCH, William	GBR / COLLIVER, Rob	GBR	26:25:53				
	82.	6 :20:06.00	79.	9 :06:35.62	74.	4 :34:42.00	83.	8 :22:03.93	80.	07:09:01.9
83	39	Ludicrous Speed	ROSE, Nick	CAN / MACNEIL, Derek	CAN	27:05:03				
	64.	5 :56:01.70	83.	9 :21:14.55	80.	4 :41:41.20	87.	8 :33:46.61	86.	07:53:34.3
84	1	Lifebridge Canada - Chico Raci	MCLEOD, Ted	CAN / BETZOLD, Blaine	CAN	27:18:59				
	87.	6 :36:45.00	84.	9 :22:51.73	81.	4 :42:31.65	82.	8 :19:23.32	84.	07:40:19.2
85	5	Trevs	SENINI, Nathan	AUS / BUDDIS, Gavin	AUS	27:47:01				
	90.	6 :51:44.90	86.	9 :42:33.93	90.	5 :26:29.50	79.	8 :07:32.16	82.	07:21:14.6
86	59	Team Record	BABINEAU, Louis	CAN / BERNIER, Francis	CAN	28:06:57				
	85.	6 :23:47.70	89.	11:00:00.0	87.	4 :57:16.81	88.	8 :40:44.97	88.	08:05:08.0
87	37	The Methley Massive	BANKS, Rick	GBR / BOND, Stuart	AUS	28:07:57				
	86.	6 :33:44.50	87.	9 :49:25.08	91.	5 :42:47.25	89.	8 :42:55.74	78.	07:08:30.4
88	40	Y Not!	JOHNSTONE, Chris	GBR / JOHNSTONE, Alasdair	GBR	28:37:36				
	88.	6 :41:59.50	85.	9 :34:03.09	86.	4 :54:32.17	86.	8 :32:12.76	90.	08:28:51.8
89	19	Huckin' Hicks	AMSING, Robert	CAN / LABERGE, Tylor	CAN	28:38:58				
	80.	6 :16:45.30	81.	9 :12:03.06	88.	4 :57:29.44	90.	8 :50:28.94	91.	08:34:14.6
90	12	NAG p/b Peachtree Bikes	LEASK, Christian	USA / JONES, Ian	CAN	28:42:32				
	84.	6 :22:25.00	89.	11:00:00.0	85.	4 :53:47.91	92.	9 :38:35.25	85.	07:47:44.1

Official results brought to you by  www.findmespot.com



For more information, visit www.transrockies.com

OFFICIAL TIMING AND RESULTS BY RACE MANAGEMENT TEAM

Posting Time: 8/14/2008 6:11:39 PM

Overall 20



TransRockies Challenge VII

August 10th - 16th, 2008

Overall Results - Official

Open Men

#	Plate	Team	Team Members					Overall Time	
			Stage 1	Stage 2	Stage 3	Stage 4	Stage 5	Stage 6	Stage 7
91	107	Team Discovery			MOORE, Jeff	CAN / WENINGER, Mike	CAN	29:14:17	
			91. 6:57:58.70	88. 9:59:39.19	89. 5:05:17.87	85. 8:31:49.93	92. 08:39:11.3		
92	34	Asia Boys			KOGUT, Stefan	GBR / POLLARD, Andrew	GBR	30:11:32	
			92. 8:00:00.00	89. 11:00:00.0	84. 4:53:42.55	91. 9:16:57.46	87. 08:00:52.0		
93	86	The Bike Shop Dirtwagons			PROBERT, Ryan	CAN / BAYKO, John	CAN	33:13:46	
			92. 8:00:00.00	89. 11:00:00.0	93. 6:07:24.10	93. 9:47:52.16	93. 09:18:30.2		
94	50	Drug Worlds/Carl Hart Cycles			FELLER, Steven	USA / FELLER, Brett	USA	38:36:04	
			92. 8:00:00.00	94. 12:00:00.0	94. 6:36:04.45	94. 12:00:00.0	94. 12:00:00.0		

Official results brought to you by  www.findmespot.com



For more information, visit www.transrockies.com

OFFICIAL TIMING AND RESULTS BY RACE MANAGEMENT TEAM

Posting Time: 8/14/2008 6:11:39 PM

Overall 21



TransRockies Challenge VII

August 10th - 16th, 2008

Overall Results - Official

Open Mixed

#	Plate	Team	Team Members					Overall Time	
			Stage 1	Stage 2	Stage 3	Stage 4	Stage 5	Stage 6	Stage 7
<u>1</u>	325	KONA			SIMMS, Wendy	CAN / THIBAUT, Normon	CAN		16:59:51
			1. 4:04:03.10	1. 6:19:05.46	1. 2:47:26.19	1. 5:36:17.28	1. 04:32:05.3		
<u>2</u>	305	Team Clif Bar			WALLACE, Steven	USA / NASH, Katerina	CZE		17:46:03
			2. 4:05:49.20	3. 7:17:12.34	2. 3:02:04.09	3. 5:51:53.79	2. 04:46:16.0		
<u>3</u>	315	Desert Cyclery			HARRIS, David	USA / WALLENFELS, Lynda	USA		19:06:01
			7. 4:55:23.40	15. 8:16:49.18	5. 3:25:30.88	2. 5:41:29.82	3. 05:03:37.6		
<u>4</u>	321	The Bike Shop			ZIDEK, Tom	CAN / DEAN, Carena	CAN		19:18:41
			3. 4:34:37.80	4. 7:26:05.85	6. 3:27:31.64	5. 6:05:41.91	5. 05:10:50.4		
<u>5</u>	306	Rocky Mountain Bikes			VAN DER ROEST, Les	CAN / MCKIRDY, Jean Ann	CAN		19:43:04
			6. 4:47:36.50	5. 7:28:32.15	4. 3:17:08.33	7. 6:16:18.67	6. 05:22:01.2		
<u>6</u>	302	Los Pezos			KUNZ, Peter	SUI / HAAS, Nicole	SUI		19:55:59
			8. 5:17:07.30	8. 7:47:30.49	7. 3:31:16.38	4. 5:59:03.53	4. 05:08:32.0		
<u>7</u>	304	mtbraceneews.com/Revolution			BOFFELI, Shannon	USA / HANKS, Jennifer	USA		20:28:23
			5. 4:44:05.90	9. 7:48:56.27	9. 3:38:07.93	8. 6:19:18.85	8. 05:46:50.7		
<u>8</u>	322	Cannondale/Sobe/VisitPA.com			DOUGHERTY, Timmy	USA / STOPPER, Michelle	USA		20:36:57
			4. 4:36:15.90	6. 7:33:28.40	3. 3:15:39.48	9. 6:30:21.38	14. 06:14:40.7		
<u>9</u>	320	Poppies			DONOVAN, Niall	IRL / BARRETT, Fiona	IRL		21:57:55
			10. 5:32:03.10	12. 8:09:57.01	8. 3:36:44.26	14. 7:01:08.91	9. 05:47:59.0		

Official results brought to you by  www.findmespot.com



For more information, visit www.transrockies.com

OFFICIAL TIMING AND RESULTS BY RACE MANAGEMENT TEAM

Posting Time: 8/14/2008 6:11:39 PM

Overall 22



TransRockies Challenge VII

August 10th - 16th, 2008

Overall Results - Official

Open Mixed

#	Plate	Team	Team Members					Overall Time	
			Stage 1	Stage 2	Stage 3	Stage 4	Stage 5	Stage 6	Stage 7
<u>10</u>	309	She Made Me Do It			REID, Callum	CAN /	WIDMER, Nadia	CAN	22:22:58
			9. 5:24:33.00	11. 8:07:11.24	11. 3:50:38.96	12. 6:56:01.28	12. 06:11:45.4		
<u>11</u>	334	Team Karumba			BOUCHARD, J-R	CAN /	PRONOVOST, Natalie	CAN	22:47:42
			13. 5:43:25.80	7. 7:37:40.02	18. 4:09:18.45	15. 7:02:02.01	10. 05:52:56.3		
<u>12</u>	312	Pharkin-Nuts			BROOKS, Amanda	NZL /	KOSLICKI, Darren	GBR	22:48:15
			12. 5:43:22.30	14. 8:11:55.46	13. 3:59:05.01	11. 6:53:39.09	13. 06:12:08.9		
<u>13</u>	308	Sally Marchand Collins			MARCHAND COLLINS,	USA /	BRADLEY, Eric	USA	23:04:30
			14. 5:51:17.80	17. 8:22:25.13	12. 3:51:58.95	16. 7:10:30.10	11. 06:10:43.8		
<u>14</u>	328	The Crouchies			HENDERSON, Joanne	GBR /	CROUCHER, Gordon	GBR	23:29:20
			19. 6:12:05.30	16. 8:18:04.77	17. 4:08:39.21	10. 6:50:44.14	15. 06:17:51.5		
<u>15</u>	313	The Black Mambas			JESSEE, Mark	CAN /	THOMAS, Patti	CAN	23:41:30
			11. 5:41:04.70	10. 7:52:02.67	16. 4:08:01.86	13. 6:56:01.75	21. 06:56:22.1		
<u>16</u>	333	Blackstone Fernie Breathe Easy			KREMER, Michele	CAN /	BADE, Sebastian	GER	23:49:04
			17. 6:02:38.60	18. 8:36:37.82	15. 4:06:08.89	18. 7:16:02.73	17. 06:24:13.9		
<u>17</u>	311	Dirt Series			CAMERON, Penny	CAN /	MACKENZIE, Duncan	CAN	23:57:32
			16. 5:56:17.70	13. 8:11:30.08	19. 4:14:48.99	19. 7:25:28.35	16. 06:20:57.0		
<u>18</u>	316	The Bald and the Beautiful			GRAS, Fred	NED /	NIJSSSEN, Eva	NED	24:33:22
			15. 5:55:29.10	20. 8:52:58.83	14. 4:03:15.57	23. 7:59:40.44	19. 06:34:57.7		

Official results brought to you by  www.findmespot.com



For more information, visit www.transrockies.com

OFFICIAL TIMING AND RESULTS BY RACE MANAGEMENT TEAM

Posting Time: 8/14/2008 6:11:39 PM

Overall

23



TransRockies Challenge VII

August 10th - 16th, 2008

Overall Results - Official

Open Mixed

#	Plate	Team	Team Members					Overall Time	
			Stage 1	Stage 2	Stage 3	Stage 4	Stage 5	Stage 6	Stage 7
<u>19</u>	324	Baarbd			PEWOTHERER, Galen	USA / KLAFFIN, Jennifer	USA	24:34:08	
			18. 6:04:41.50	19. 8:50:26.44	20. 4:21:20.15	21. 7:34:09.39	18. 06:33:57.5		
<u>20</u>	332	Beauty and the Beast			MORRIS, Dallas w/51	CAN / DYCK, Mical	CAN	24:47:32	
			30. 9:00:00.00	2. 6:30:51.53	10. 3:50:36.66	6. 6:14:56.31	7. 05:41:59.7		
<u>21</u>	301	Seventeen11 Racing			SMITH, Jaclyn	NZL / RYDEN, Darren	GBR	24:58:21	
			21. 6:24:00.90	23. 9:14:51.98	21. 4:23:41.98	17. 7:14:24.41	20. 06:56:14.0		
<u>22</u>	335	Team Budget Beer			THORP, Ken	USA / BYRD, Melissa	USA	25:57:53	
			20. 6:17:41.20	22. 9:04:25.53	22. 4:38:40.10	22. 7:56:07.44	22. 07:05:24.4		
<u>23</u>	319	A Fine Pair			MACINTOSH, Donna	CAN / STEEVES, Brian	CAN	26:17:16	
			25. 6:55:55.40	24. 9:18:20.65	24. 4:42:57.54	20. 7:29:27.92	23. 07:08:56.1		
<u>24</u>	326	Wrecsam Tri			NORMAN, Kim	GBR / ANDRUSCHUCK, Kevin	GBR	28:00:57	
			22. 6:31:35.50	21. 8:54:46.96	26. 5:29:37.91	25. 8:16:33.03	26. 07:43:11.0		
<u>25</u>	323	HappySmurf Racing			IRELAND, Charlotte	NZL / COLLINSON, Tim	NZL	28:06:03	
			24. 6:51:38.50	25. 9:28:56.89	25. 5:01:23.20	26. 8:30:01.01	25. 07:43:00.3		
<u>26</u>	314	We're Too Sexy For This Ride			KELLY, Phil	USA / VIRZI-KELLY, Gina	USA	28:14:22	
			23. 6:34:59.50	26. 9:40:53.17	27. 5:36:46.30	24. 8:14:44.71	27. 07:47:51.7		
<u>27</u>	318	Jungle Patrol			WHITEHEAD, Ron	AUS / WHITEHEAD, Alison	AUS	28:49:37	
			27. 8:00:00.00	30. 12:00:00.0	23. 4:40:30.99	27. 8:42:59.17	24. 07:26:07.3		

Official results brought to you by  www.findmespot.com



For more information, visit www.transrockies.com

OFFICIAL TIMING AND RESULTS BY RACE MANAGEMENT TEAM

Posting Time: 8/14/2008 6:11:40 PM

Overall 24



TransRockies Challenge VII

August 10th - 16th, 2008

Overall Results - Official

Open Mixed

#	Plate	Team	Team Members				Overall Time			
			Stage 1	Stage 2	Stage 3	Stage 4	Stage 5	Stage 6	Stage 7	
28	310	Costa Rica Sobre Ruedas	SALAS, Melissa	CRC / CANO, Eric	CRC	31:09:37				
	27.	8:00:00.00	27.	11:00:00.0	29.	5:46:12.98	28.	8:56:27.20	28.	08:26:57.1
29	303	Favorit Cycles	NELSON, Tim	CAN / MCKEE, Tara	CAN	34:13:25				
	26.	7:00:26.10	27.	11:00:00.0	28.	5:40:21.66	29.	9:32:37.92	29.	12:00:00.0
30	317	Daisy Boo	BOURKE, Corry	IRL / MITTON, Orla	IRL	36:31:18				
	27.	8:00:00.00	27.	11:00:00.0	30.	6:29:53.94	30.	10:01:24.2	29.	12:00:00.0

Official results brought to you by  www.findmespot.com



For more information, visit www.transrockies.com

OFFICIAL TIMING AND RESULTS BY RACE MANAGEMENT TEAM

Posting Time: 8/14/2008 6:11:40 PM

Overall 25



TransRockies Challenge VII

August 10th - 16th, 2008

Overall Results - Official

Open Women

#	Plate	Team	Team Members					Overall Time		
			Stage 1	Stage 2	Stage 3	Stage 4	Stage 5	Stage 6	Stage 7	
<u>1</u>	201	Outdoor Store / Outspokin' Bike	LOWERY, Carey	USA /	RANDALL, Lisa	USA	21:11:11			
	1.	5:06:40.90	1.	7:49:29.08	1.	3:38:08.31	1.	6:33:29.85	1.	05:52:52.4
<u>2</u>	203	Guidi-up	GUIDINGER, Amy	CAN /	OSBORNE, Meghan	CAN	22:59:41			
	2.	5:32:35.50	2.	8:07:17.81	2.	4:01:38.06	2.	7:02:02.83	2.	06:23:25.2
<u>3</u>	208	Evolution	BRYANS, Angie	CAN /	IVANY, Inga	CAN	24:54:27			
	4.	6:16:39.30	3.	8:41:12.73	3.	4:24:17.05	3.	7:41:06.54	3.	06:32:24.5
<u>4</u>	214	Biking Betties	MAJER, Teri	CAN /	MATTSON, Shelley	CAN	26:18:28			
	3.	5:59:20.40	4.	9:16:19.36	4.	4:33:42.03	6.	8:12:21.64	6.	07:33:04.6
<u>5</u>	218	Hoopla!	GREER, Allison	CAN /	LOVECCHIO, Julia	CAN	26:38:01			
	7.	6:48:27.20	6.	9:34:19.28	5.	4:37:55.85	4.	7:50:50.39	4.	07:20:47.7
<u>6</u>	204	Chasing the Fat Boy	FOSTER, Emma	CAN /	METZ, Trina	CAN	27:26:45			
	5.	6:25:28.70	5.	9:30:17.20	8.	5:18:04.35	7.	8:16:33.93	5.	07:26:38.2
<u>7</u>	207	The Kat's Ast	KATNICK, Deanne	CAN /	AST, Martine	CAN	28:43:14			
	6.	6:38:24.30	7.	9:39:46.19	6.	4:40:59.07	9.	9:10:08.27	8.	08:13:42.4
<u>8</u>	202	JaMa	ROGERS, Jan	GBR /	CRANFIELD, Emma	GBR	29:50:54			
	8.	8:00:00.00	8.	11:00:00.0	9.	5:31:37.27	5.	8:11:10.85	7.	08:08:06.2
<u>9</u>	205	Shut Up and Ride	MURPHY, Liz	CAN /	MCCMAHON, Kelly	CAN	30:31:50			
	8.	8:00:00.00	8.	11:00:00.0	7.	5:04:44.01	8.	9:06:49.61	9.	08:20:16.5

Official results brought to you by  www.findmespot.com



For more information, visit www.transrockies.com

OFFICIAL TIMING AND RESULTS BY RACE MANAGEMENT TEAM

Posting Time: 8/14/2008 6:11:40 PM

Overall 26



TransRockies Challenge VII

August 10th - 16th, 2008

Overall Results - Official

Unclassified

#	Plate	Team	Team Members					Overall Time	
			Stage 1	Stage 2	Stage 3	Stage 4	Stage 5	Stage 6	Stage 7
<u>1</u>	111	Celts on Bikes	10. 6:26:05.40	8. 8:56:23.87	5. 4:32:36.78	10. 8:28:24.00	9. 06:52:44.8		17:51:27
<u>2</u>	2	What Next? / London Phoenix	7. 5:56:15.80	3. 7:49:12.49	1. 3:16:18.49	2. 5:54:47.74	2. 04:56:20.5		20:03:42
<u>3</u>	96	Firefly (xXx Racing AthletiCo)	8. 6:01:41.50	3. 7:49:12.49	1. 3:16:18.49	2. 5:54:47.74	2. 04:56:20.5		20:09:08
<u>4</u>	701	Southwest Hand Cycling Team	2. 4:58:19.70	2. 7:49:04.33	3. 3:29:36.74	6. 6:26:49.97	6. 05:46:51.8		20:41:38
<u>5</u>	486	Bike Hotel Klausen Austria	3. 5:12:37.80	7. 8:44:51.79	6. 4:36:48.07	5. 6:03:00.02	4. 05:05:48.8		20:58:14
<u>6</u>	479	Bananos de Costa Rica	17. 8:00:00.00	10. 9:00:39.01	12. 5:16:52.32	7. 7:47:08.44	DN:S : .		21:04:00
<u>7</u>	115	Team Doha	1. 4:56:14.30	5. 7:58:29.44	15. 6:10:43.34	1. 5:27:44.54	1. 04:38:51.0		21:13:33
<u>8</u>	87	MTB World	4. 5:17:57.20	6. 8:13:12.13	13. 5:33:59.54	4. 6:00:35.88	5. 05:09:54.0		22:02:26
<u>9</u>	442	Beachbikers	13. 6:45:48.20	11. 9:09:00.88	7. 4:48:45.87	8. 7:51:35.37	8. 06:43:31.6		26:09:41

Official results brought to you by  www.findmespot.com



For more information, visit www.transrockies.com

OFFICIAL TIMING AND RESULTS BY RACE MANAGEMENT TEAM

Posting Time: 8/14/2008 6:11:40 PM

Overall 27




TransRockies Challenge VII

August 10th - 16th, 2008

Overall Results - Official

Unclassified

#	Plate	Team	Team Members				Overall Time			
			Stage 1	Stage 2	Stage 3	Stage 4	Stage 5	Stage 6	Stage 7	
<u>10</u>	83	Alpcross			FREHNER, David	ESP / BABOT, Francesc	ESP	27:12:42		
	9.	6:12:42.80	9.	9:00:09.49	16.	9:00:00.00	15.	12:00:00.0	DN:S : .	
<u>11</u>	405	Cyclelogically Challenged			MCINTYRE, Ken	CAN / IVERSEN, Steven	CAN	27:17:01		
	15.	6:55:59.60	15.	11:00:00.0	8.	4:54:52.33	9.	7:56:27.79	11.	07:29:41.7
<u>12</u>	605	dNet			KIDD, Greg	USA / EDWARDS, Carrie	USA	27:21:15		
	6.	5:37:08.50	1.	7:48:40.38	4.	3:57:15.46	15.	12:00:00.0	6.	05:46:51.8
<u>13</u>	109	Paribus Orissa			SEETHRAM, Jim	CAN / W/ 431,		28:13:18		
	11.	6:30:20.60	12.	9:18:13.72	13.	5:33:59.54	10.	8:28:24.00	12.	07:40:34.6
<u>14</u>	448	Merlins Masochists			STRETCH, Grant w/ 55-	GBR / MILLIN, Rick	GBR	28:25:13		
	12.	6:38:17.10	13.	9:52:52.87	10.	5:14:56.27	13.	8:30:27.71	13.	08:01:32.3
<u>15</u>	55	Team Spirit			TOWNS, Neil	GBR / WILKIN, Scott /448-1	GBR	28:38:00		
	14.	6:51:04.50	14.	9:52:53.41	10.	5:14:56.27	12.	8:30:26.06	14.	08:01:33.9
<u>16</u>	27	H & P			TREMEL, Jonas	CAN / L'HIRONDELLE, Derek	CAN	28:40:02		
	17.	8:00:00.00	15.	11:00:00.0	9.	5:05:17.87	14.	8:31:49.93	10.	07:02:54.7
<u>17</u>	62	Sanferbike			GORRIÑO, Vicente	ESP / GORRIÑO, Juan	ESP	5:26:08.		
	5.	5:26:08.30	15.	11:00:00.0	DN:S : .	DN:S : .	DN:S : .			
<u>18</u>	32	Team Rocky Horror			LINNELL, Dean	CAN / LINTON, Corrie	CAN	7:57:44.		
	16.	7:57:44.70	18.	12:00:00.0	DN:S : .	DN:S : .	DN:S : .			

Official results brought to you by  www.findmespot.com



For more information, visit www.transrockies.com

OFFICIAL TIMING AND RESULTS BY RACE MANAGEMENT TEAM

Posting Time: 8/14/2008 6:11:40 PM

Overall 28



TransRockies Challenge VII

August 10th - 16th, 2008

Overall Results - Official

Unclassified

#	Plate	Team	Team Members					Overall Time	
			Stage 1	Stage 2	Stage 3	Stage 4	Stage 5	Stage 6	Stage 7
<u>19</u>	429	Stormers			KOEN, Christo	RSA / KOEN, Dirk	RSA	8 :00:00.	
			17. 8 :00:00.00	DN:S : .	DN:S : .	DN:S : .	DN:S : .		
<u>20</u>	56	All Out			TROGDON, Ed	USA / TROGDON, Zach	USA	8 :00:00.	
			17. 8 :00:00.00	DN:S : .	DN:S : .	DN:S : .	DN:S : .		
<u>21</u>	60	Break Your Limits			FRASER, Steve	AUS / LAMPARD, Raymond	AUS	9 :00:00.	
			21. 9 :00:00.00	DN:S : .	DN:S : .	DN:S : .	DN:S : .		
<u>22</u>	422	Prairie Dogs			MICKELSON, Al	CAN / MICKELSON, Adam	CAN	9 :00:00.	
			21. 9 :00:00.00	DN:S : .	DN:S : .	DN:S : .	DN:S : .		

Official results brought to you by  www.findmespot.com



For more information, visit www.transrockies.com

OFFICIAL TIMING AND RESULTS BY RACE MANAGEMENT TEAM

Posting Time: 8/14/2008 6:11:40 PM

Overall 29